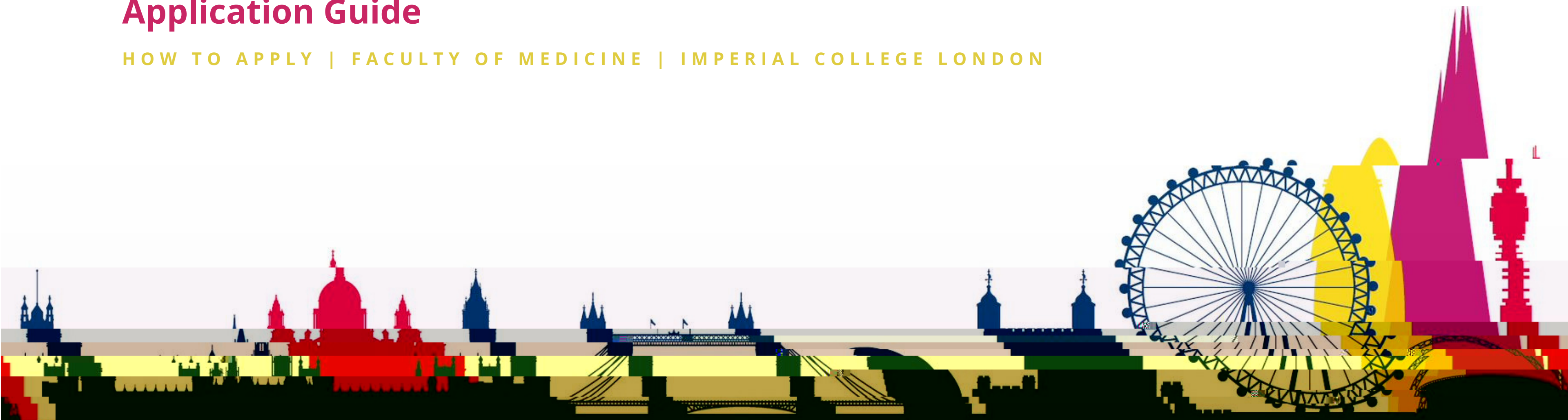


# REVOLUTIONS IN BIOMEDICINE SUMMER SCHOOLS

## Application Guide

HOW TO APPLY | FACULTY OF MEDICINE | IMPERIAL COLLEGE LONDON



A photograph of the Imperial College London building, a large, ornate, light-colored stone structure with multiple chimneys and a central clock tower. The building is set against a clear blue sky. In the foreground, there is a green lawn with some trees and a path. A large, dark blue rectangular box is superimposed over the middle of the image, containing the word 'WELCOME' in white, bold, sans-serif capital letters.

# WELCOME

This manual has been designed to make your application to Imperial College's Revolutions in Biomedicine Summer Schools easier. We will go over each step of the application process in detail, from creating an online application account all the way to submitting documents and accepting an offer.

We hope you find this information helpful and we very much look forward to having you join the Imperial College student body.


---

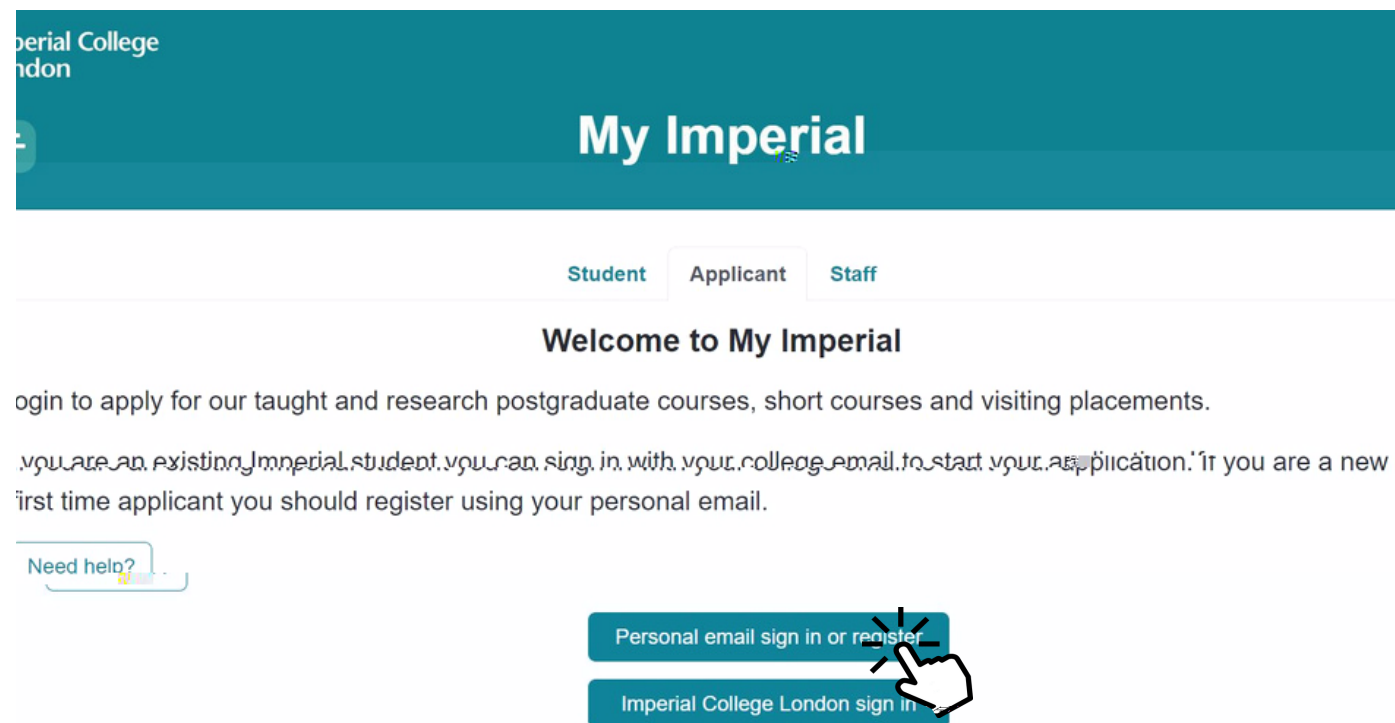


# BEFORE YOU APPLY

Here is a checklist of required documents you should have beforehand:

- **Evidence of passing an undergraduate Bioscience module:**
  - A results transcript (screenshots are accepted)
  - If you do not have this at the time of completing your application form, you must provide an academic reference from a tutor at your current institution instead.
- The College requires proof of English language qualification. Accepted proofs are:
  - Evidence of undertaking an **undergraduate or postgraduate degree taught in English from a set list of countries.**
  - **IELTS** (6.5 overall, minimum score of 6.0 in all elements)
  - **TOEFL** (92 overall, minimum score of 20 in all elements)
  - **Other English language qualification listed on the College's English- language requirement page** of 'standard' level.

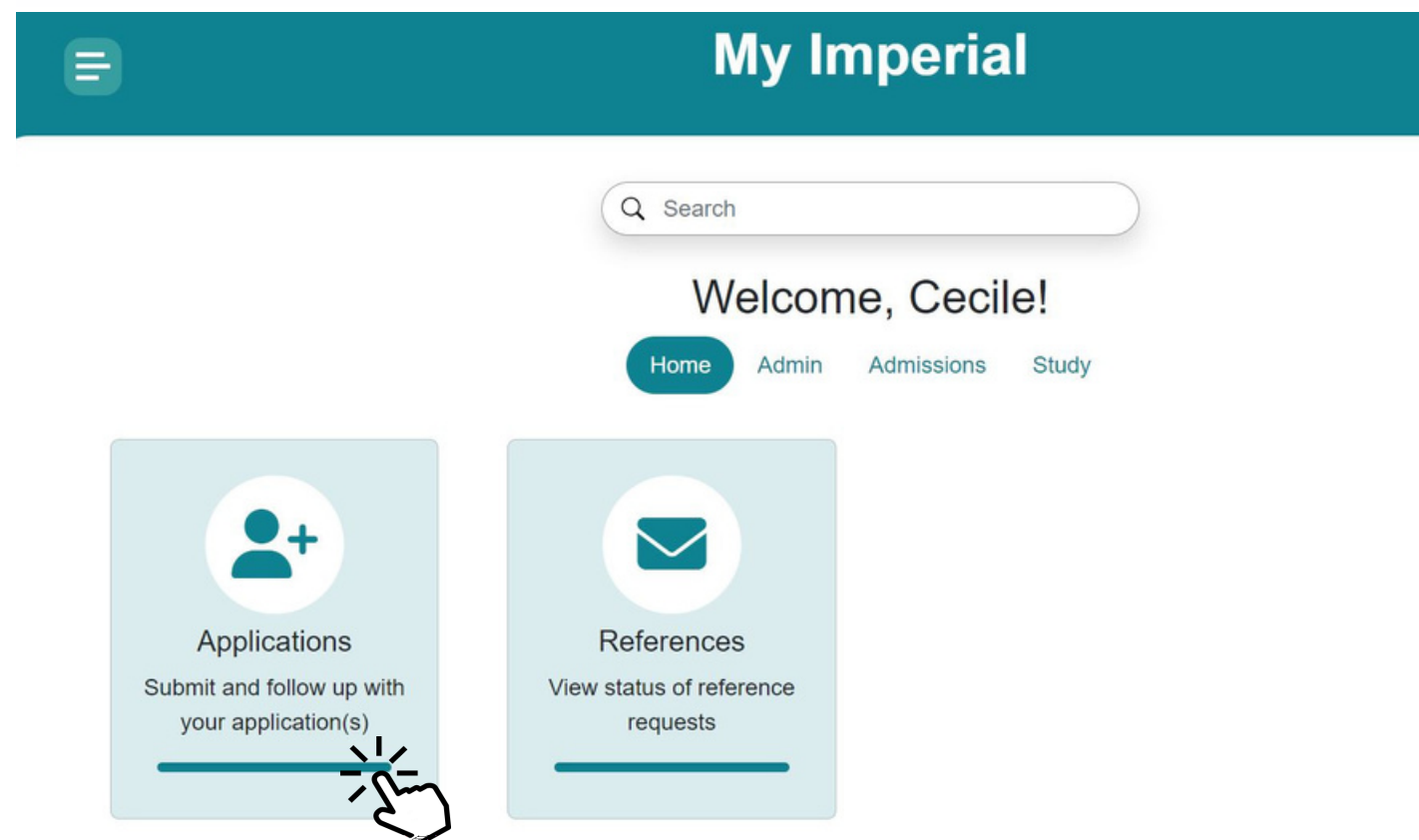




# CREATING A MY IMPERIAL ACCOUNT

## 1- My Imperial

- Click: ***Personal email sign in or register***
- Use an email you check regularly



## 2- Start an application

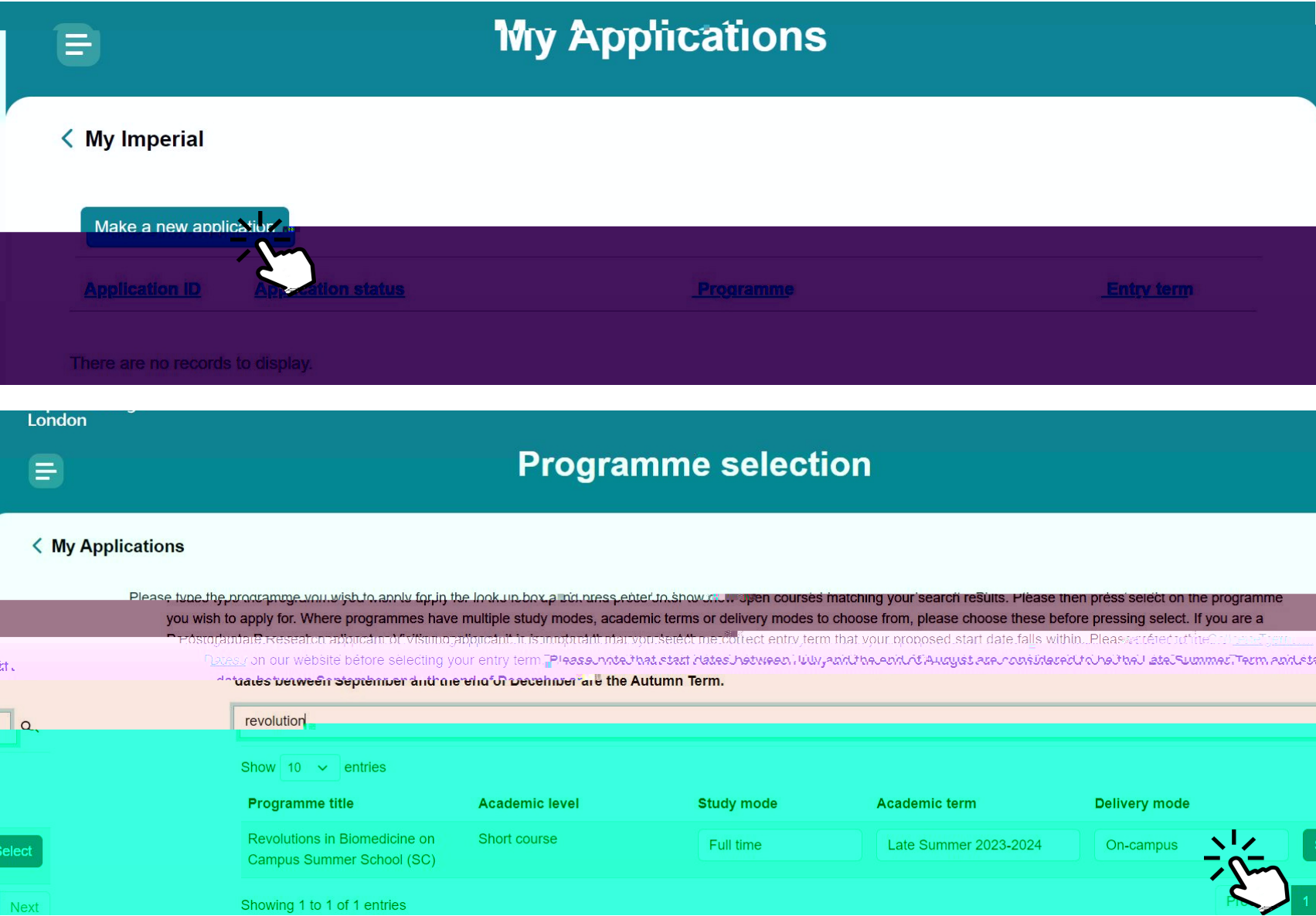
- Click on ***Applications***



# START YOUR APPLICATION


1- Click on: *Make a new application*

2 - Search for: *Revolutions in Biomedicine on Campus Summer School (SC)*




# CREATE AN APPLICATION

Imperial College  
London



New application

 My Applications

1. Proposed studies

2. Personal information

3. Contact details

4. Address

5. Nationality

6. Residency

7. Visas and immigration

8. Disabilities

9. Qualifications

10. Supporting documents

11. Declaration and submission

Proposed studies

New Section

Programme \*

Revolutions in Biomedicine

Entry term \*

Late Summer 2023-2024

Study mode \*

Full time

How did you find out about this summer school? \*

Social media

Next page




# COMPLETE YOUR APPLICATION




## About You

Name  
Gender  
Preferred Pronouns  
Date of Birth



## Contact Details/Address

Email  
Phone number  
Permanent Address



## Nationality and Ethnicity

Primary Nationality  
Country of Birth  
Ethnicity (confidential)



## Residency

Country of primary residency

# COMPLETE YOUR APPLICATION



## Visas & Immigration

Please ensure you have checked the [Imperial visa webpages](#) and [the British government visa website guidance about whether you need a visa.](#)



## Disabilities



## Qualifications

Higher education  
English language  
([More info on how to prove your level of English p.10.](#))



# COMPLETE YOUR APPLICATION



## Supporting documents

Academic transcript ([see p.11](#))

Proof of English ([More info on accepted documents p.10](#))  
(if prompted)

Immigration documents (if prompted)

**You do not need to submit a CV or a personal  
statement**




## Submission

Fill declaration

Click : **Submit**

Check you receive confirmation email



# ENGLISH LANGUAGE ABILITY

For admission to this course, you must achieve the **Standard college requirement** in the appropriate English language qualification.

## Are you exempt?

You do not need to prove your knowledge of English if you've completed a qualification equivalent to a UK degree in one of the following countries:

- Australia
- Canada
- Guyana
- Ireland
- Malta

If this applies to you then pick: **I think I am exempt** to the question ***Do you have an English qualification?***

If you are unsure about what applies to you:

**Visit: [English language requirement](#) | [Study](#) | [Imperial College London](#)**

## English language ability

What is your level of fluency in English? \*

Fluent



Please use this section to detail your most recent or relevant English language qualification. For more information on the English Language qualifications accepted by Imperial College, or to check if you are exempt, visit [English language requirement](#).

Do you have an English qualification? \*

I think I am exempt



# SUPPORTING DOCUMENTS

The screenshot shows the Imperial College London application portal. At the top, there is a teal header with the Imperial College London logo on the left, a hamburger menu icon, and the word 'New' on the right. Below the header, a breadcrumb trail reads '< My Applications'. The main content area is divided into two columns. The left column contains a vertical list of 11 steps: 1. Proposed studies, 2. Personal information, 3. Contact details, 4. Address, 5. Nationality, 6. Residency, 7. Visas and immigration, 8. Disabilities, 9. Qualifications, 10. Supporting documents (highlighted in teal), and 11. Declaration and submission. The right column shows the 'Supporting documents' step with a list of required items: Personal Statement, CV, Transcripts, and English Certificate. The 'English Certificate' item has a teal button next to it. At the bottom of the right column, there are two buttons: 'Previous' and 'Save and continue'.

Imperial College London

New

< My Applications

1. Proposed studies

2. Personal information

3. Contact details

4. Address

5. Nationality

6. Residency

7. Visas and immigration

8. Disabilities

9. Qualifications

10. Supporting documents

11. Declaration and submission

Personal Statement

CV

Transcripts

English Certificate

Previous Save and continue

Note that your application will only be considered by the department once it is **complete**.

Your application will be 'complete' once you have provided the relevant evidence that demonstrates how you meet our **academic and English language requirements**.

**You do not need to submit a CV or a personal statement !**

Failure to complete your application means you lose out on the Early bird discount (if eligible) and can even render your application invalid.

# SUBMISSION

The screenshot shows a web form for college application submission. On the left is a vertical sidebar with 10 steps: 1. Pre-proposed studies, 2. Personal information, 3. Contact details, 4. Address, 5. Nationality, 6. Residency, 7. Visas and immigration, 8. Disabilities, 9. Qualifications, and 10. Supporting documents. Step 1 is highlighted in green, and step 10 is highlighted in dark blue. The main content area is titled 'Déclaration and submission' and contains a 'Declaration' section with five numbered items (a) through (e) regarding the accuracy of the application and the applicant's understanding of the college's policies. At the bottom, there are two buttons: 'Previous page' and 'Submit application'. A hand cursor is pointing at the 'Submit application' button.

1. Pre-proposed studies

2. Personal information

3. Contact details

4. Address

5. Nationality

6. Residency

7. Visas and immigration

8. Disabilities

9. Qualifications

10. Supporting documents

## Déclaration and submission

**Declaration \***

a) I confirm that the statements made by me on this form are correct and that no relevant information has been omitted. I understand that the College reserves the right to withdraw any offer or cancel a registration made on the basis of information which proves to be false or misleading.

b) I understand that, if admitted, to the College, and if my funds should at any time during my course prove to be inadequate, the College will not be responsible for the provision of financial assistance either by grant or by remission of fees.

c) I authorise the College to permit any thesis, dissertation, essay or project arising from my work at the College to be consulted, borrowed, copied in accordance with the College regulations.

d) I confirm that I have no undisclosed obligations or commitments to any current or former sponsors or employers.

e) I understand that in selecting the box below I confirm that I understand that the College will process my information in accordance with the College's [Privacy Notice for Students and Prospective Students](#) as part of the contractual relationship between me and the College, where it is necessary for the College's legitimate interests (where these are weighted against my rights, interests and expectations) or where necessary for compliance with legal obligations.

[Previous page](#) [Submit application](#)


Please be aware that once you have submitted your application, you will **not** be able to change your course selection(s), or make further edits to your application.

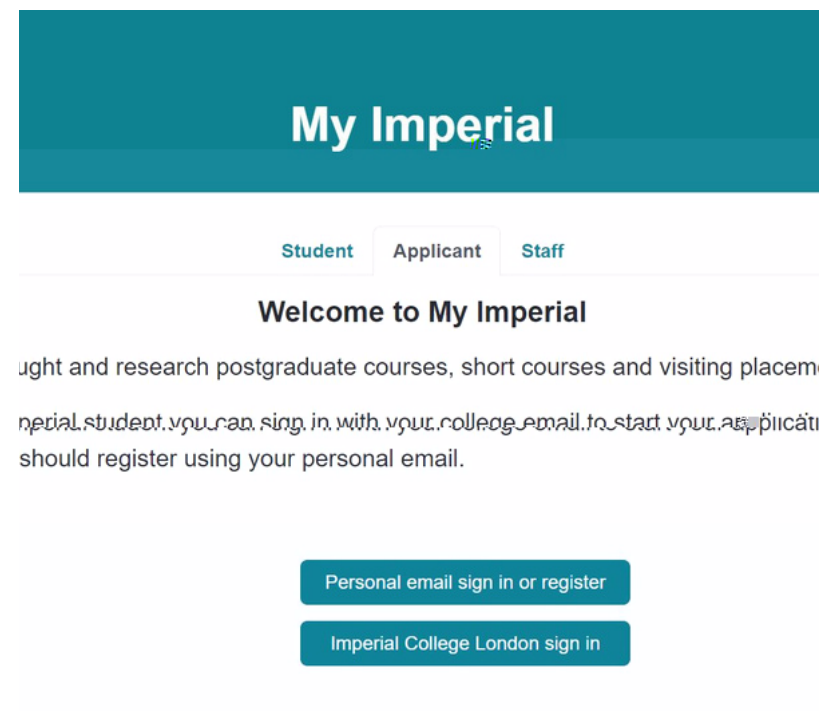
If you submit the application and then identify an error, you will need to withdraw your submitted application and start again.



# WHAT COMES NEXT?

- Email confirmation with CID (College Identification number)
- Track your Appli





# APPLICATION CYCLE

## 01 Creating a my Imperial account

- Online registration
- Choosing your programme

## 02 Completing an application

- Personal Information
- Higher Education
- Visa/ Immigration
- Transcript
- Proof of English level (if relevant)

## 03 Accepting an offer

- Monitoring email
- Accept conditional offer by correct deadline
- Meeting conditions (pay fees)
- Accept unconditional offer

# KEY CONTACTS

**The Revolutions in Biomedicine Team**

[fomsummerschool@imperial.ac.uk](mailto:fomsummerschool@imperial.ac.uk)

If you have any questions please read our FAQs or alternatively **ask us a question.**

